

Tools to make your job easier

SCOPES AND ENDO UNIT

ASEP 2023

Dr. Daniel C. Sadowski MD FRCP

1

Gastrosopes

What G-scope options do you have in your unit?

How do you decide which scope to use?

2

Gastrosopes

Olympus Number	Super Slim GIF-XP190N	Ultra Slim GIF-XP190N	Diagnostic GIF-HQ190	Therapeutic GIF-1TH190	Dual Channel GIF-2Th180
Outer Diameter (mm)	4.9	5.8	9.9	10.9	12.6
Working Channel (mm)	2.0	2.2	2.8	3.7	2.8/3.7

3

Colonoscopes

What C-scope options do you have in your unit?

How do you decide which scope to use?

4

Colonoscopes

Olympus Number	PCF-H190DL "Pediatric Scope"	CF-HQ190L "Adult Scope"	Flex sig
Outer Diameter (mm)	11.8	13.2	
Working Channel (mm)	3.2	3.7	

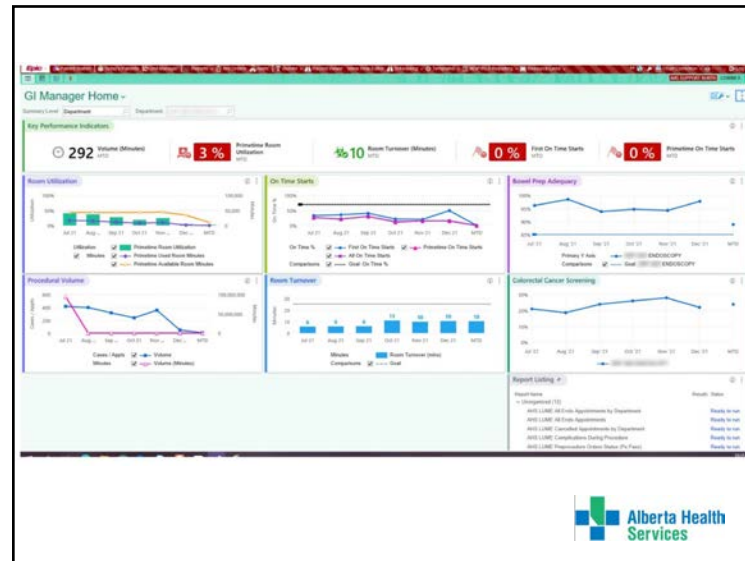
What about the scope stiffener
Do you ever change scopes during a procedure? When and why?

5

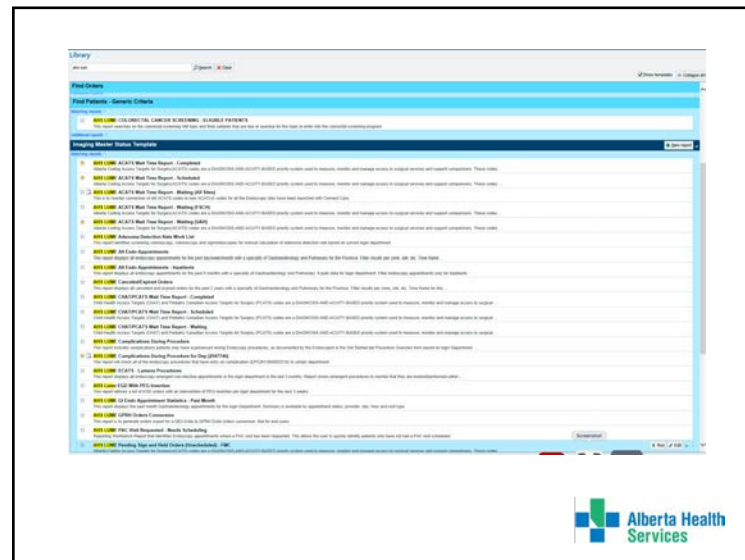
The screenshot displays a comprehensive dashboard for a GI Physician. Key components include:

- GI Physician Home**: Main header and navigation.
- My Panel Metrics**: A bar chart showing various performance indicators.
- Preproced Area Key Performance Indicators**: A summary box showing 39 Volume, 1 Volume Count, and 100% metrics for 'Not On-Time Starts' and 'Reschedule On-Time Starts'.
- On-Time Starts**: A line graph showing the percentage of on-time starts over time.
- Average Canal Withdrawal Time**: A line graph showing the average withdrawal time over time.
- Exam Initiation Rate**: A line graph showing the exam initiation rate over time.
- Exam Prep Adherence**: A line graph showing exam prep adherence over time.
- My Panel Metrics**: A secondary bar chart on the right side of the dashboard.


6




7




8

 **NAPCOMS Statistics**
Measurement between 01-Dec-2020 and 31-May-2021

Department	Provider	Counts	AVG Score	Score>=6	Percentage
All	All	4,639	1.50	262	5.60
FTS FSCH OR	All	1	3.00	0	0.00
HLH NWHC OR	All	10	1.40	0	0.00
PRH PRCH OR	All	53	0.80	0	0.00
GRP OEB ENDOSCOPY	All	296	2.50	23	7.80
MCL SHHC ENDOSCOPY	All	19	2.40	1	5.30
STA SCH ENDOSCOPY	All	1,499	0.50	4	0.30
EDM UAH WMC ENDOSCOPY	All	2,761	2.00	234	8.50



9

 **Additional Details** Clear

Estimated blood loss
 none minimal (<5 mL) moderate (5+ mL)

Procedure difficulty
 not difficult moderately difficult difficult


Patient tolerated procedure well
 yes no

Reasons for patient intolerance
 apnea low blood pressure pain sensitivity respiratory depression sedation intolerance
 Other:

Complications present
 yes no

Complications
 bleeding bradycardia cardiovascular event hypoxia medication reaction splenic rupture suspected perforation unplanned sedation intervention
 Other:

Additional Information



10

C-GRS

C-GRS Balanced Scorecard

Current cycle: Fall 2020
Previous cycle: Fall 2019

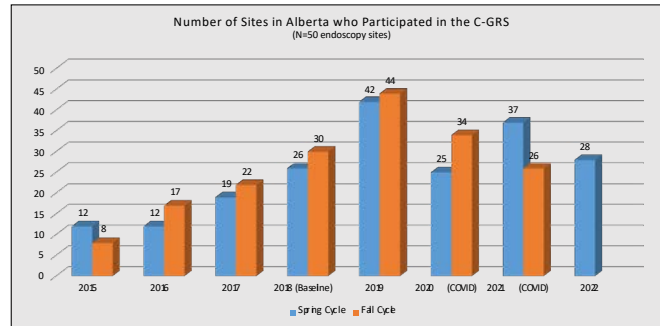
C-GRS Area	1	2	3	4	5	6	7	8	9	10	11	12
11	A	A	A	A	A	A	A	A	A	A	A	A
10	A	B	A	A	A	A	A	A	A	A	A	A
9	A	B	A	A	A	A	A	A	A	A	A	A
8	B	B	B	A	B	A	B	B	B	B	B	B
7	B	B	B	B	B	B	B	B	B	B	B	B
6	C	C	C	C	C	C	C	C	C	C	C	C
5	C	C	C	C	C	C	C	C	C	C	C	C
4	C	C	C	C	C	C	C	C	C	C	C	C
3	D	D	D	D	D	D	D	D	D	D	D	D
2	D	D	D	D	D	D	D	D	D	D	D	D
1	D	D	D	D	D	D	D	D	D	D	D	D
Score	D	D	C	D	D	D	D	D	C	A	A	A
Fall 2019 score	8	9	7	8	3	8	5	2	9	10	11	7
Previous cycle score	3	9	8	4	3	9	4	1	7	8	8	7
Target score	10	11	10	9	9	11	8	10	10	10	11	7
Change over previous	+5	0	+1	-4	0	-1	+1	+2	+2	+3	0	+10
Current status	↑	○	↑	↓	○	↓	↑	↑	↑	★	★	↑

■ Description achieved in both cycle with current cycle
■ Progression: Description achieved in current cycle but not in last cycle
■ Progression: Description achieved in last cycle but not in current cycle
■ Description not achieved
■ No description achieved for this C-GRS Area
★ Achieved all objectives of C-GRS Area. Maintenance required to prevent regression
★ Objective score met C-GRS sub-score
★ Progression score met C-GRS sub-score
★ No change since last C-GRS sub-score



11

CGRS Alberta



12

